

XP line
small size, great power




POLA

XP38 5 speed steps control

Main feature

The main feature of the XP38 is the color display screen (3.5") with 320x240 dots resolution with led backlighting. XP38 is made in DIN 96x96 format and the module dimensions are 96x96mm.

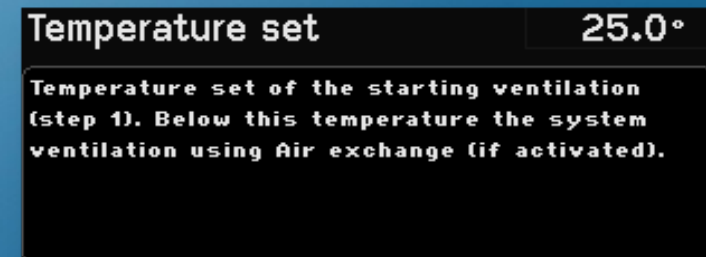
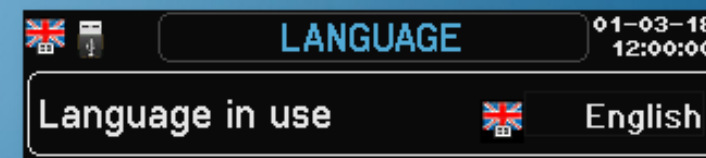


The user interface is easy and friendly. The easy touch screen system gives both the typical "easy to use" approach of a touch screen system and the strength and mechanical protection of a polycarbonate IP54 keyboard.

At every screen the function keys display a different graphic making the program very user friendly.

The user can select the display language: all the wordings, acronyms and "help" texts for programming assistance will be displayed in the chosen language.

Each programming step has its own help screen so the program has a "built in" instruction manual.



Ventilation control



XP38 controls 5 speed steps for transformer regulators.

The temperature probe controls the parameters of Ventilation, Flaps, Heating system, Cooling system and Alarm. XP38 can also be connected to the %RH probe (to operate the Cooling system) and to the Depressiometer (to operate flaps). Flaps can also be set to work according to indoor temperature (Proportional or Floating Mode) or according to ventilation step (Associative Mode).

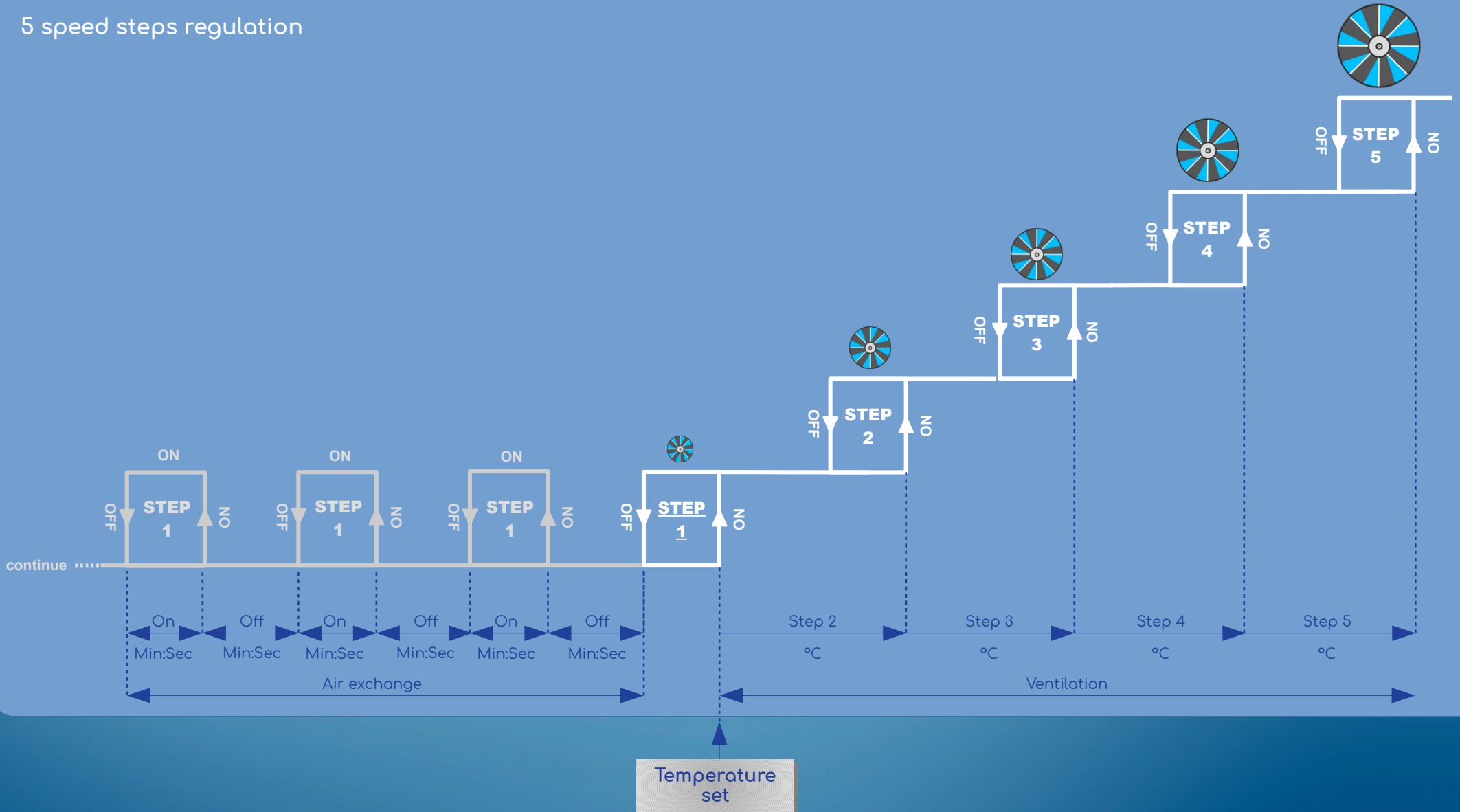
The daily archive records the following parameters :

- Min-Average-Max Indoor Temperature
- Min-Average-Max Indoor %RH
- Heating system working time

In the archive are also stored the total working time of the cycle (working hours of Ventilation and Heating Systems)

Ventilation operating diagram

5 speed steps regulation



Ambient temperature

Heating / Cooling / Alarm operating diagram

Heating



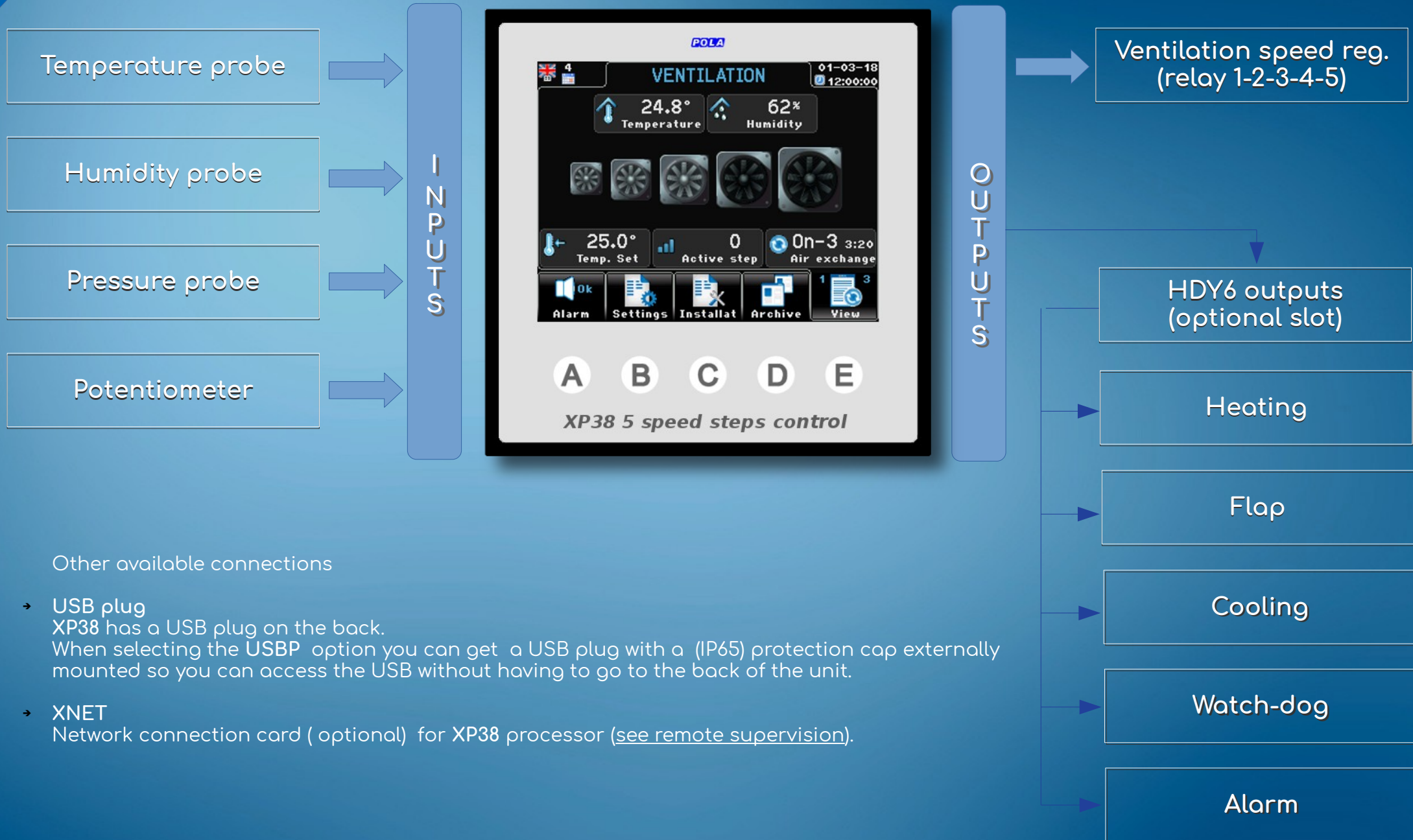
Cooling



Temperature alarm (same for humidity / pressure)



Inputs and outputs

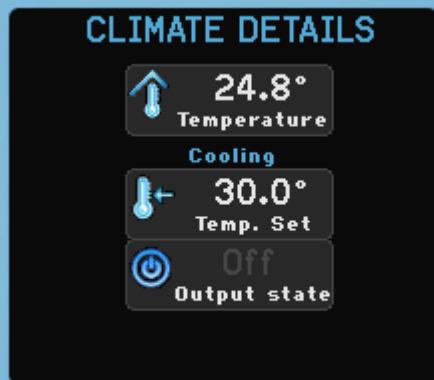


Other available connections

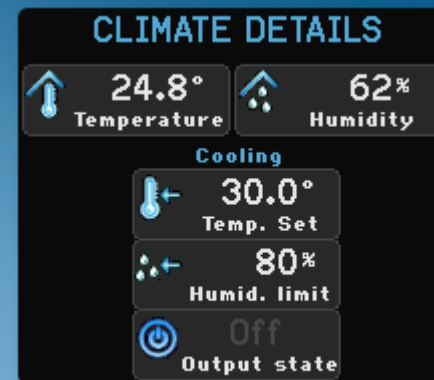
- **USB plug**
XP38 has a USB plug on the back.
When selecting the USBP option you can get a USB plug with a (IP65) protection cap externally mounted so you can access the USB without having to go to the back of the unit.
- **XNET**
Network connection card (optional) for XP38 processor ([see remote supervision](#)).

Temperature / humidity sensors combination

Only Temperature control



Temperature & Humidity control



Option to order



SX

Temperature probe



WT1s

Psychrometric kit dry and wet bulb

Or



SX

Temperature probe

+



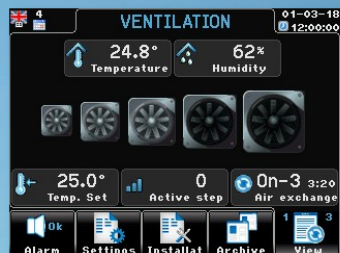
RHR + HA20s

0...100% humidity probe + Power supply

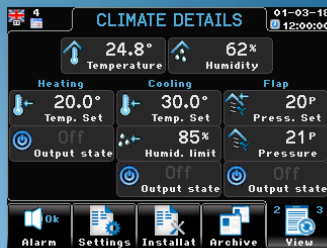
Sample screenshots



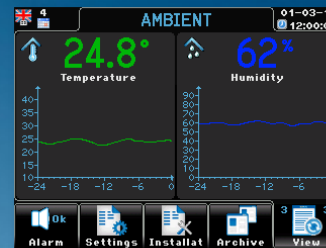
Viewing screens



Viewing operating condition



Viewing operating condition



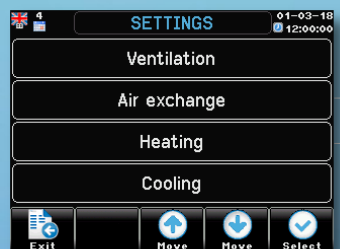
Viewing operating condition

Ventilation step 1 command	0n
Ventilation step 2 command	0n
Ventilation step 3 command	0n
Ventilation step 4 command	0ff
Ventilation step 5 command	0ff

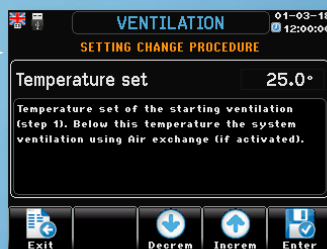
Output state



Settings screens



Settings selection



Ventilation temperature setting



On time air exchange setting



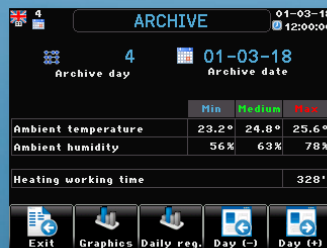
Heating temperature setting



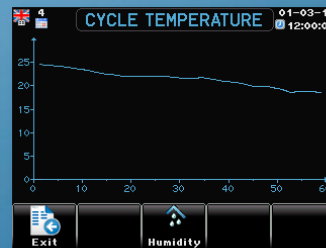
Archive screen



Archives to display selection



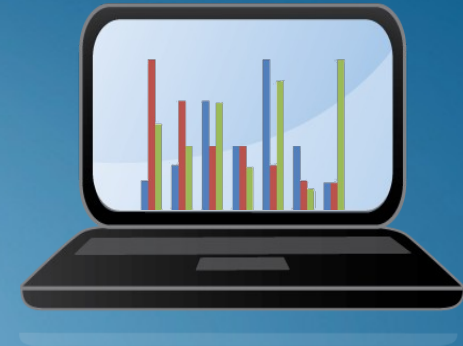
Cycle temperature archive



Cycle temperature chart

Working hours	
Ventilation relay 1	232hr
Ventilation relay 2	211hr
Ventilation relay 3	189hr
Ventilation relay 4	56hr
Ventilation relay 5	50hr
Heating	89hr

Total cycle archive



The communication with the outside world is performed by USB key.

→ **Export archives**

XP38 save in the USB memory a file containing all the day by day recorded data of the cycle.

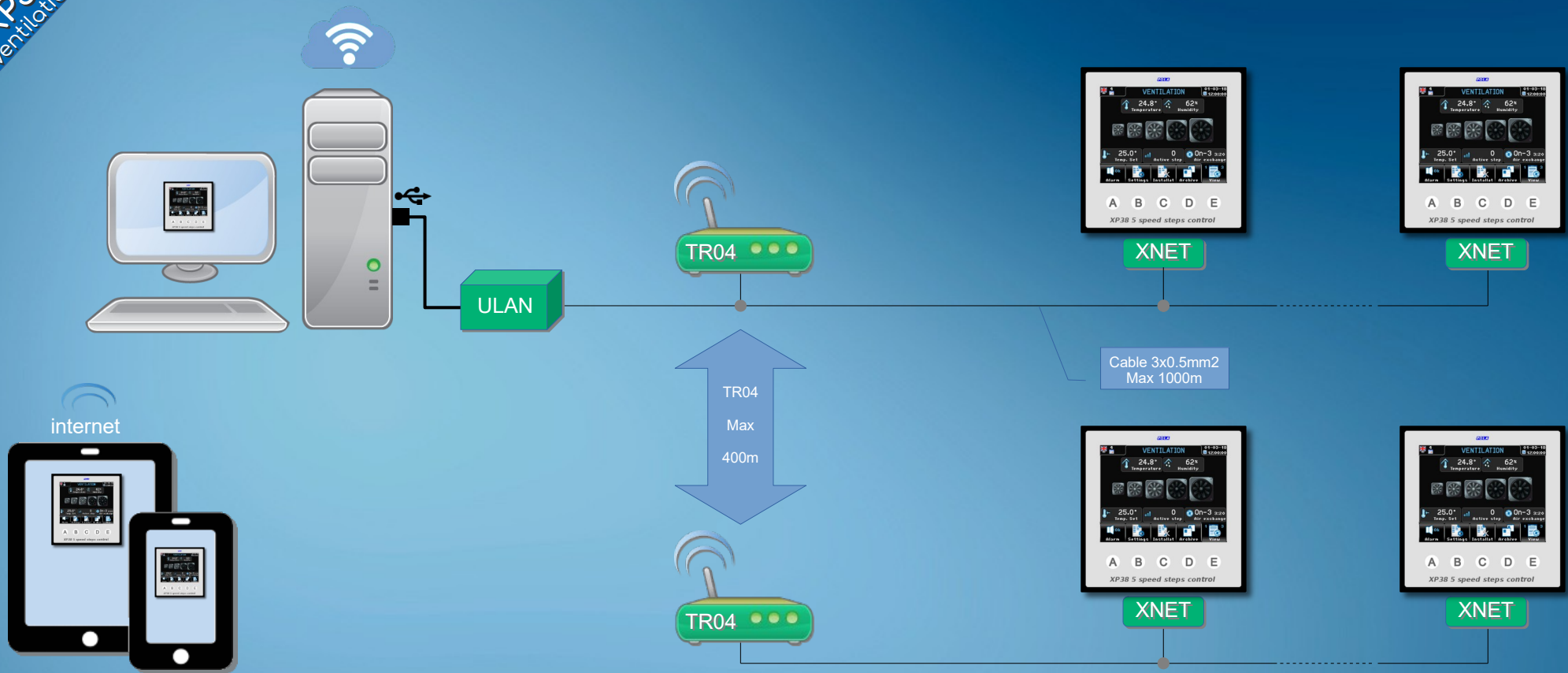
Connecting the USB key to a PC and by using the XP38 Dialogue software you can browse the recorded data in grid or graph formats.

→ **Importing / saving the setting**

You can save a file with all back-up infos on a USB file.

Saved settings can be uploaded on XP38 anytime by a user friendly procedure.

Remote supervision



Remote supervision of XP38 processors grants the full management of system by PC.

The XP38 Net Pro supervision software enables the full remote control of network connected processors. ULAN peripheral is connected to PC through a USB connection. XP38 – ULAN connection is done by a simple 3 wires cable. In all cases where ULAN cannot be cabled to XP38 we can supply TR04 radio-modems with a reach of 400 mt.

Components for creating a supervision system:

- ULAN: Network server Pc (with USB connection)
- XNET: Network adapter card (one for each XP38)
- TR04: Radio-modem 485 (optional, to be used only when it is not possible to use the cable)

Available options

<i>Model</i>	<i>Description</i>
XP38	5 speed steps ventilation control (DIN96 panel mounting)
<i>Options</i>	
SX	Temperature probe
WT1s	Psychrometric kit to control the ambient %RH. Includes the SX temperature sensor (so no need to order an extra SX when the WT1s kit is installed)
W01	IP54 box for wall mounting + gasket + transparent cover
USBP	USB IP65 external plug (to be mounted externally, for access to the USB without the need to access the back of the XP38)
HDY6	Relays extension slot
RHR	0...100% humidity probe
HA20s	Power pack for RHR humidity probe
DP59/W	Air pressure transmitter
PT	Flap feedback potentiometer
HP29	Independent alarm temperature/pressure/watch dog
XNET	Network nodal point
ULAN	Network server Pc (with USB connection)
TR04	Radio-modem 485 (IP55 junction box with power supply 230/12v)

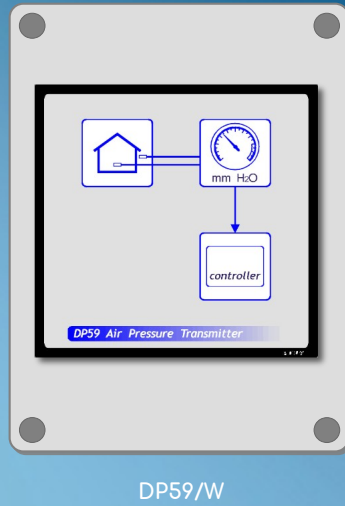


Available options



XP38

W01



DP59/W



HP29

W01



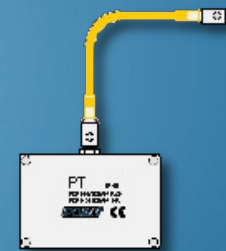
SX



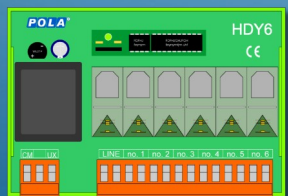
WT1s



RHR



PT



HDY6



HA20s



ULAN



XNET



USBP



TR04

POLA

www.pola.it

40th

40 YEARS OF INNOVATION